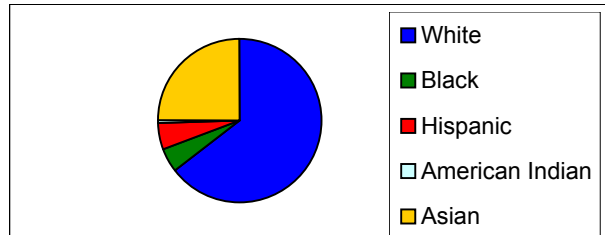
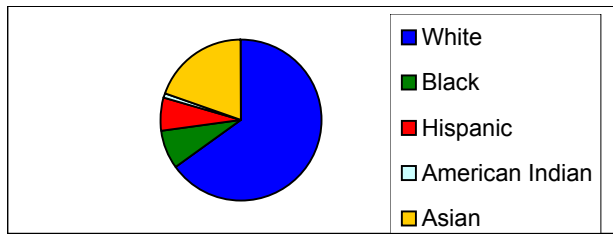


Enrollment of Students in Health Professional Schools by Race/Nationality, 1999-2000

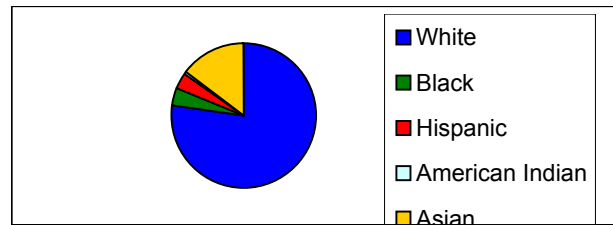
Dentistry	Number	%
White	11,106	64.4
Black	808	4.7
Hispanic	912	5.3
American Indian	99	0.6
Asian	4,317	25.0
Total	17,242	100.0



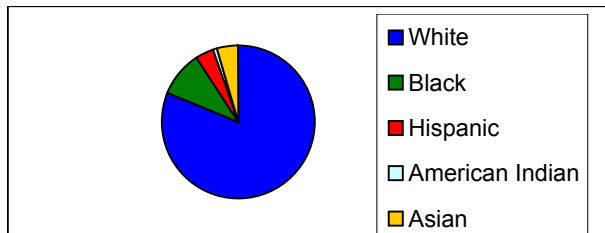
Medicine (Allopathic)	Number	%
White	42,589	65.0
Black	5,051	7.7
Hispanic	4,322	6.6
American Indian	574	0.9
Asian	12,950	19.8
Total	65,486	100.0



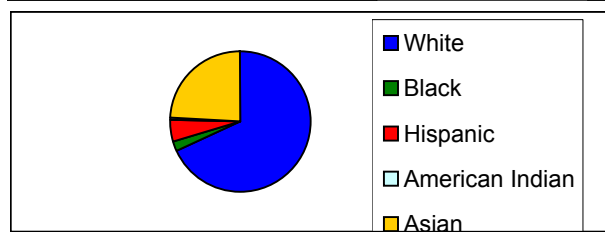
Medicine (Osteopathic)	Number	%
White	8,019	77.2
Black	399	3.8
Hispanic	370	3.6
American Indian	65	0.6
Asian	1,535	14.8
Total	10,388	100.0



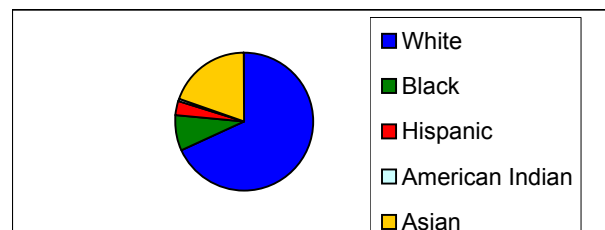
Nursing	Number	%
White	193,061	81.0
Black	23,611	9.9
Hispanic	9,227	3.9
American Indian	1,816	0.8
Asian	10,529	4.4
Total	238,244	100.0



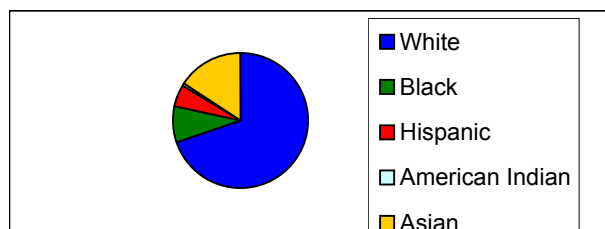
Optometry	Number	%
White	3,619	68.1
Black	108	2.0
Hispanic	269	5.1
American Indian	30	0.6
Asian	1,287	24.2
Total	5,313	100.0



Pharmacy	Number	%
White	22,184	68.2
Black	2,697	8.3
Hispanic	1,086	3.3
American Indian	156	0.5
Asian	6,414	19.7
Total	32,537	100.0



Podiatry	Number	%
White	1,576	69.8
Black	192	8.5
Hispanic	122	5.4
American Indian	10	0.4
Asian	358	15.9
Total	2,258	100.0



SOURCES: Association of American Medical Colleges: AAMC Data Book: Statistical Information Related to Medical Education Washington, DC 2000 AAMC Student Records System, unpublished data; American Association of Colleges of Osteopathic Medicine: 2000 Annual Statistical Report Rockville, Maryland 2001; Bureau of Health Professions: Minorities and Women in the Health Fields, 1990 Edition; American Dental Association: 1999-2000 Survey of predoctoral dental education, academic programs, enrollments, and graduates, vol 1, Chicago 2001; Association of Schools and Colleges of Optometry: unpublished data; American Association of Colleges of Pharmacy: Profile of Pharmacy Students, Fall 1999; American Association of Colleges of Podiatric Medicine: unpublished data; National League for Nursing: Nursing Data Review, 1997; Nursing Databook New York 1982.